

FMR Fridays
Occlusion Course
with Live Patient
Treatment Series

October 2024 – June 2025



This course encompasses:

Occlusion Philosophy
Implants and Occlusion

Esthetics and Occlusion
Business and Motivation



Mission Statement

To provide an environment where dental professionals can learn new technologies, document their progress and develop excellent skills for treating difficult and challenging cases. To be able to use their knowledge for treatment plans and sequence cases more efficiently and predictably, using teeth or dental implants as the foundation; ceramics and other materials for restorations; occlusion as the functional component and esthetics as the focus for ideal natural appearances that best fits each patient.



What is the length of the course?

The course will run from October 4, 2024 to June 13, 2025.

What are the course hours?

Fridays

8:00 am – 9:00 am: Breakfast and registration
9:00 am – 12:30 pm: Patient treatment
12:30 pm – 1:00 pm: Lunch and treatment discussion
1:00 pm – 2:00 pm: Lecture

There will be no courses on the following dates:

November 29, 2024
December 27, 2024
January 3, 2025
February 21, 2025
April 25, 2025
May 23, 2025

How many participants are enrolled?

10 Full Participants with a New York State license.
12 Auditor Participants. Unlimited Online Participants.

Are patients assigned?

Yes. Program participants will be assigned to patients. Most program patients will be treated with a full arch restoration in different stages of treatment and requiring a variety of procedures. Clinical procedures performed by the participant will be dependent upon patient's needs. Frequent procedures likely to be performed and/or observed include simple implant placements, bone grafts, laminate veneers, crowns, and bridge work as well as implant supported prosthesis. Treatment planning sessions will expose participants to a multitude of interdisciplinary clinical cases. Participants are also encouraged and have the opportunity to treat their own private patients if available to enhance their learning.

What are the course requirements?

All participants must have a New York State license and malpractice insurance. Prerequisite to become a participant; must have taken FMR LEVEL 1 & 2 or audited the FMR Fridays Occlusion Course with Live Patient Treatment Series for one year. Dentists are allowed to register as an Auditor for the one year course and then become participants the following year. Auditors do not need any requirements.

Registration Types

Full Participant: In-person lectures, Hands-On participation, Live patient treatment.

Auditor Participant: In-person lectures, Hands-On participation, Auditing live patient treatment.

Online Participant: Online participation of in-person lectures (Zoom links provided following registration).

Registration Fees

Full Participant: \$14,995 (85 CE credits)
Auditor Participant: \$8,995 (58 CE credits)
Online Participant: \$3,995 (42 CE credits)

Refund and Cancellation Policy

Refunds are not typically granted because the payments are on the network of business ecommerce. If there is a special situation, the refund must be requested in writing. If a partial refund is granted, the rate of service charge will be deducted from the amount to be refunded. Most cancellations can be rescheduled to a future course with your registration taking priority in case the course is full.

FMR reserves the right to grant or deny requests at its own discretion. Any refund granted will be returned to the applicant in the method it was paid less the service fees deducted. ALL cancellations will be honored for the following courses.

Refund Policy Quick Look

- Before 90 days of course: written request, full amount less service fees.
- Before 60 days of course: written request, half amount less service fees.
- Before 30 days of course: No refund, registration moves to the next similar course.

AGD Credit Allocation

Full time participants: 85 CE Credits

21 CE Credits: Lecture

8 CE Credits: Hands-On

56 CE Credits: Live Patient Treatment

Auditors: 58 CE Credits

42 CE Credits: Lecture

16 CE Credits: Hands-On

Online Participants: 42 CE Credits

42 CE Credits: Lecture

LECTURE

TOPIC	AGD CODE	TOTAL CE
Esthetics	780	12
Fixed Prosthodontics	610	2
Implants	690	7
Occlusion	180	13
Orthodontics	370	1
Periodontics	490	1
Practice Management	550	4
Restorative Dentistry	250	1
Sleep Apnea	160	1
		42

HANDS-ON

TOPIC	AGD CODE	TOTAL CE
Fixed Prosthodontics	610	16
		16

LIVE PATIENT

TOPIC	AGD CODE	TOTAL CE
Fixed Prosthodontics	610	12
Occlusion	180	16
Esthetics	780	20
Implants	690	8
		56

Meet Your Instructors



Dean C. Vafiadis, DDS
FMR Program Director

Dr. Dean Vafiadis is the director and innovator of the Full Mouth Reconstruction Continuing Education Course at NYU Dental College since 2008. He is currently the Director of FMR CE course at NYSI in New York and Florida. He is a Fellow of the AAED and member of ACP, AACD, and ADA.



Alan Smolen, DDS
FMR Education Director

Dr. Alan Smolen received both his B.S. degree in Chemistry and his D.D.S. from Temple University. In addition to his clinical practices in New York City, he is a faculty member and previous Education Director at NYU Dentistry's Full Mouth Rehabilitation Continuing Dental Education Program.



Joanna Hrymoc-Sinha, DMD
FMR Clinical Co-Director

In 2006, Dr. Hrymoc-Sinha graduated from the University of Medicine and Dentistry, NJ. She participated in the FMR program at NYU from 2010 to 2011 and subsequently became Clinical Associate Faculty. In 2016, she was appointed as a Clinical Assistant Professor at NYU.



Ellen Pikus-Katz, DDS
FMR Clinical Co-Director

Dr. Katz is currently a Co-Clinical Director at the FMR CDE program at NYUCD. She also is an Adjunct Faculty in the Department of Prosthodontics at NSU College of Dental Medicine. Dr. Katz is a graduate and Mentor at the Kois Center. In addition, she is published author and a co-founder of Maison BE Dental Studio in NYC.



Gwen Giannina, DDS
FMR Clinical Associate

Dr. Gwen Giannina graduated NYU in 1998. She has been named 7 times as a Top Dentist in NJ Magazine. She has been a Clinical Associate Faculty at FMR since 2019 and has a private practice in Bayonne, NJ.



Homa Faridnia, DDS
FMR Clinical Associate

Dr. Homa Faridnia graduated NYUCD in 1998 and has a private practice in Basking Ridge, NJ for the past 20 years. She joined FMR in 2018 as a participant followed by becoming a faculty in 2021. She is a Kois trained dentist and is a member of AGD, AACD, AACA.



Michael Margolin, DMD
FMR Clinical Associate

Dr. Michael Margolin graduated from Fairleigh Dickinson University with his DMD degree. He joined his father and brother in private practice in 1999. Dr Margolin has been driven to excellence in dentistry and providing FMR discipline to his patients.



Publio Silfa, DMD
FMR Digital Director

Dr. Publio Silfa completed his Doctor of Dental Surgery at the Columbia College of Dental Medicine and underwent an AEGD residency as the Chief Resident and an associate clinical professor at Columbia Presbyterian Hospital. He is a DSD Master and Owner of Meadowbrook Dentistry, a Certified DSD clinic.



Lokesh Rao,
DDS, FAAID, DABOI/ID
FMR Implant Director

Dr. Lokesh C. Rao graduated from New York University College of Dentistry with a Doctorate in Dental Surgery. He completed a general practice residency at St. Barnabas Hospital in the Bronx. Thereafter, Dr. Rao opened Westchester Dental Design in Yonkers, NY.

Meet Your Instructors



Olga Kovalenko, DDS

Dr. Olga Kovalenko is a conscientious and personable dentist delivering exceptional care. Graduating from New York University College of Dentistry in 2008, she holds a Bachelor of Science in Biology from Long Island University. Certified in Invisalign and licensed in NY and NJ, Olga offers multi-disciplinary dental treatment with expertise in oral surgery, implant dentistry, endodontics, prosthodontics, and orthodontics. Fluent in English and Russian, she ensures efficient and technically correct dental care for her patients.



Belen Velastegui-Carey, DDS

Dr. Belen Velastegui-Carey graduated from the Advanced Placement Program for International Dentists at NYU Dentistry. She completed her GPR at Flushing Hospital where she continues as an Attending Dentist training residents. Dr. Velastegui is committed to cutting edge continuing education and has completed all levels of FMR. She has been practicing in Bayside, Queens since 2016. She offers her patients a comprehensive approach to restore their functional and aesthetic needs.



Armen Akopian, DDS NY Smile Institute, FMR Clinical Partner

Dr. Armen Akopian is an ambitious and skilled dentist, specializing in full mouth reconstruction, cosmetic dentistry, and implants. As Clinical Director at the New York Smile Institute, he excels in digital dentistry and comprehensive treatment planning. With a passion for excellence, Armen is a respected mentor and leader, known for his exceptional patient communication and case acceptance.



Marta Petryna, DDS

Dr. Marta Petryna is a highly skilled dentist with a strong commitment to exceptional dental care. She earned her DDS degree with Honors in Esthetics from New York University College of Dentistry and holds a B.A. in Chemistry: Biochemistry from Hunter College. Marta's dedication to continuous learning is evident through her additional training in Full Mouth Rehabilitation, Kois Treatment Planning, and Implant Seminars. As the owner of MP Dental LLC since 2019, she ensures personalized care and effective communication with her patients, offering comprehensive dental services as a General Dentist. Fluent in Polish and Invisalign certified, Marta delivers outstanding results.



Ilya Sapozhnik, DDS

Dr. Ilya Sapozhnik is a compassionate dentist based in Scarsdale, NY, owns and founded Smile Style Contemporary Dental Arts in 2015. He completed his Doctor of Dental Surgery degree at NYU College of Dentistry in 2013 and holds a Bachelor of Science in Chemistry from CUNY Brooklyn College. Dr. Sapozhnik's expertise includes General Dentistry Residency and Implantology Fellowship at Woodhull Medical and Mental Center. He actively participates in the American Dental Association and continued his education in Full Mouth Rehabilitation and Occlusion at NYU. Fluent in Russian and Ukrainian, he provides exceptional care and precision to his patients.

Guest Speakers



Chris Chondrogiannis, DDS
Periodontal - Prosthetic Connection

Dr. Chris Chondrogiannis is a graduate of New York University, College of Dentistry. Upon degree completion, Dr. Chondrogiannis accepted a General Practice residency at the Manhattan Veteran's Affairs Medical Center. Dr. Chondrogiannis completed a general, periodontics and implant therapy at Manhattan VA Medical Center. He is a certified LANAP clinician.



Vince Celenza, DMD
Prosthodontics and Dental Implants

Dr. Vincent Celenza is a Board-Certified Prosthodontist since 1988 and received his graduate training from Boston University in 1979. He has taught at New York University and Columbia dental schools and has presented nationally and internationally on Prosthodontics and how it relates to other specialties. He is currently in full-time private practice in New York City.



Peter Kouvaris
Color Communication and Restorative Materials

Peter Kouvaris has been a master ceramist for over 30 years as well as a member of the Oral Design Group. Peter has studied under the greats, Willi Geller, Claude Sieber and Walter Gebhard. He is known as one of the foremost ceramists in the country.



Michael Cali
Legal considerations for the FMR Practice

Dr. Michael L. Cali has practices in New York and New Jersey. He has held many positions in organized dentistry including Chairman of the Peer Review and Quality of Care Committee. Dr. Cali is an experienced Dental Expert Witness having helped over 100 dentists achieve successful outcomes in dental malpractice cases brought against them. He lectures regularly on Dental Risk Management issues.



Michael Bruno
FMR Patient Management

Dr. Michael Bruno is a prosthodontist with over 30 years of practice in NYC. His practice philosophy is to meet patients where they are and help them achieve optimal oral health at their own pace.



Jay Neuhaus
Sleep Apnea and Diagnosis

Dr. Jay Neuhaus has been practicing dentistry in NYC for over 40 years. His combined knowledge and experience in restorative dentistry and TMJ function has driven him to focus on diagnosis and treatment of sleep apnea.



Frank Celenza
Ortho/Implant Connection

Dr. Frank Celenza practices in NY and has a dual degree in Periodontics and Orthodontics. His education and experience give him the opportunity to appreciate and understand treatment of the adult dentition from treatment planning to treatment execution.



John Heimke
FMR and DSD

Dr. John Heimke has been restoring smiles for over 30 years. He is a member of the Facial Aesthetics Design group and uses DSD to complete his emotional dentistry to rejuvenate aging smiles.



Peter Ferro
TMJ/Orthotic for FMR

Dr. Peter Ferro is a fellow of the AGD, ICCMO and a graduate of the LVI Institute of Advanced Studies. His practice centers around neuromuscular dentistry, orthodontics and its relationship to restorative dentistry. He has been treating patients with TMJ disorders for over 30 years.

Occlusion Philosophy

Session Description

This session is designed to equip participants with a comprehensive understanding of occlusion as the cornerstone to functional and esthetic dental rehabilitation. Participants will learn the philosophy of occlusion, focusing on restoring optimal vertical dimension and stability using the tripod perspective. It covers critical thinking for treatment planning, diagnosing malocclusions, and utilizing advanced digital tools for complex cases. Restoring worn dentition and treating TMJ disorders with CBCT scans are also explored to achieve optimal treatment outcomes.

Session Objectives

Upon completion of this session, the participants will be able to:

1. Restore OVD using the tripod philosophy of treatment for occlusal stability.
2. Develop effective treatment plans and diagnose various malocclusions.
3. Utilize digital tools for diagnosis and treatment planning.
4. Restore worn dentition based on TMJ classification.
5. Master preparation designs for various restorations.
6. Apply adhesive dentistry techniques for ceramic restorations.
7. Create and place ideal provisional restorations.
8. Develop sequence of treatment protocols for efficient dental restorations.
9. Implement 3D facial scanning for smile designs.
10. Diagnose and adjust ideal occlusion for functional and esthetic rehabilitation.

Session Format

- Lecture
- Hands-on
- Live patient treatment

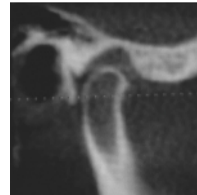
BEFORE



AFTER



JOINT BEFORE



JOINT AFTER



BEFORE



AFTER



3D FACIAL ARTICULATOR



BEFORE



AFTER



Esthetics and Occlusion

Session Description

This session equips participants with the knowledge and skills to analyze facial landmarks for ideal smiles and esthetics. Topics include esthetic smile designs, preparation designs for crowns and veneers, creating ideal provisionals, using the Artex articulator, intra-oral photography, and materials for cementation and impressions. Practical sessions ensure proficiency in diagnosing and treating facial esthetics effectively.

Session Objectives

Upon completion of this session, the participants will be able to:

1. Develop personalized treatment plans by analyzing ideal esthetics for various smiles.
2. Demonstrate mastery over tooth preparation techniques for crowns, onlays, and veneers.
3. Create high-quality provisional restorations that accurately represent the intended smile design.
4. Demonstrate proficiency in using the Artex articulator for precise occlusal relationships.
5. Capture clear intra-oral photographs and assess ideal angles, exposure, and focus parameters.
6. Become familiar with dental materials for successful cementation, impressions, and recording OVD.

Session Format

- Lecture
- Hands-on
- Live patient treatment

BEFORE



AFTER



BEFORE



AFTER



BEFORE



AFTER



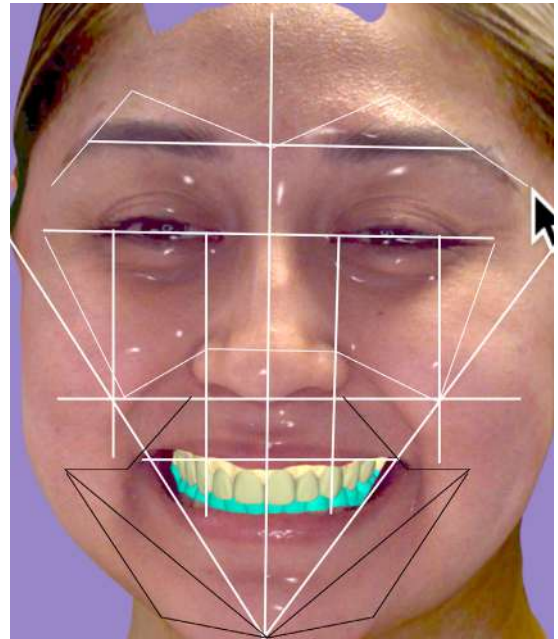
BEFORE



AFTER



ESTHETICS FACIAL ANALYSIS



Implants and Occlusion

Session Description

This session provides a comprehensive dive into Implant Systems. It covers various aspects of dental implant procedures, digital planning, occlusion, and restoration. Participants will gain a thorough understanding of implant types, digital planning tools, abutment designs, treatment planning, provisionals, occlusion, and the choice between cement and screw-retained options.

Session Objectives

Upon completion of this session, the participants will be able to:

1. Identify different types of dental implants and become familiar with their applications.
2. Acquire skills in digital planning for implant placement using various software.
3. Master digital planning for implant restorations, designs, and abutments.
4. Design abutments for ideal emergence profiles and choose between cementation and screw-retained techniques.
5. Develop treatment plans and comprehensive fee schedules for implant patients.
6. Proficiently create long-term provisionals with abutment placements and adjust occlusion.
7. Understand and diagnose ideal dental implant occlusion for patients.
8. Evaluate the benefits and risks of splinting dental implants versus using them as individual units.
9. Analyze different implant designs and choose between cement and screw-retained restorations.

Session Format

- Lecture
- Hands-on
- Live patient treatment

BEFORE



AFTER



AFTER



IN PROCESS



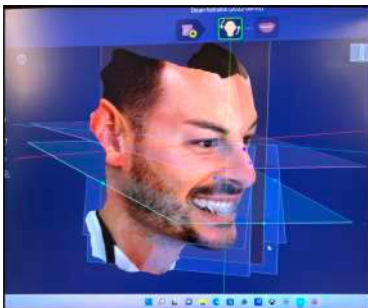
AFTER



AFTER



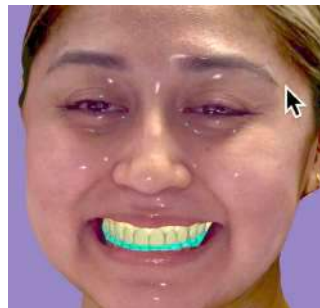
3D FACIAL SCAN



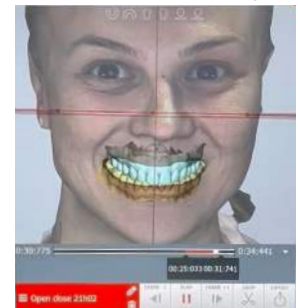
3D FACIAL SCAN



3D FACIAL SCANNING ESTHETICS



3D FACIAL SCANNING MODJAW



Business and Motivation

Session Description

The Business and Motivation session offers dental professionals a comprehensive understanding of the business aspects of running an efficient dental practice. Participants will gain valuable insights into managing the financial aspects of their dental practice and learn how to build and strengthen their brand through effective marketing strategies.

Session Objectives

Upon completion of this session, the participants will be able to:

1. Create a financial plan and optimize their dental practice efficiency.
2. Use social media platforms effectively for brand building and business growth.
3. Understand legal considerations to avoid disputes with patients, promoting respect and rapport.
4. Develop skills to deliver compelling presentations to dental peers, using PowerPoint or Keynote, with a focus on quality content and photography.

Session Format

- Lecture
- Hands-on



Thank You to all Our Sponsors

Platinum Sponsors _____



Gold Sponsors _____



Silver Sponsors _____



Thank You to the Following Participating Dental Laboratories






FMR FRIDAYS OCCLUSION SERIES

693 Fifth Avenue, 14 Fl

New York, NY 10022

800-998-6974

fmrnyc.com



Clinical Research Dental/Clinician's Choice is an Approved PACE Program Provider by the Academy of General Dentistry. The formal continuing education programs of this program provider are accepted by the AGD for Fellowship/Mastership and Membership Maintenance credit. Approval does not imply acceptance by a state or provincial board of dentistry or AGD endorsement. The current term of approval extends from 1/1/2023 to 12/31/2026 and the Provider ID # is 208086.

CE provided by:

